



Food Waste Disposer

Specification

SLC food waste disposer used for grinding the food waste. Food rubbish is pulverized into paste, paste subject is easily to flow with the water. It will be no trip back and forth to the garbage container, to shorten cleaning time and improve the kitchen working efficient. It is a pity that no food waste in room and no odor.

Model	Packing (Pcs)	Measurement (cm)	Weight (Kg/CTN)
SLC-370 ECONOMIC	6	48 x 32 x 37	25
SLC-370 GENERAL	6	55 x 37 x 38	26
SLC-370 STANDARD	4	52 x 52 x 40	21
SLC-370 ADVANCED	4	52 x 52 x 40	22
SLC-1500 POWERFUL	1	54 x 54 x 80	70

Specification

Food waste disposer is one of new products in kitchen in twenty-first century, which is installed under the outlet of kitchen sink. It can effectively grind all kinds of food waste such as bones of porker, chicken, egg shell, melon rinds, fruit pits, corn cores, tea, vegetable scraps, coffee grounds, wasted food, breads to tiny paste and pellets, then drained away through the pipeline, thus achieve the effects on cleaning the environment and eliminating peculiar smell etc. Product standard: IEC335-2-16

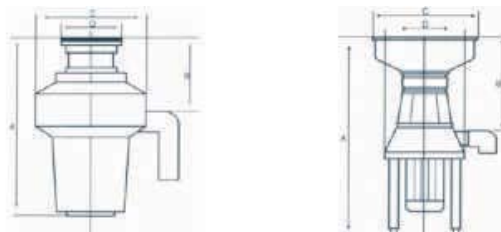
Typical Part Number:

Voltage: 110V/240V Frequency: 50/60Hz	SLC-1500 (1500W)
MODEL	DELUXE
Plumb Easy Mounting System	V
Splash guard & Cover	V
Full stainless steel grinding components	V
motor	AC
Washer connector	V
Corrosion proof grinding-chamber	EXTRA Large
Sound Shell	No
Overload protector	V
RPM	1450
Power	2Hp



SLC1500

Outline Drawing:



MM	SLC-1500 (1500W)
MODEL	DELUXE
A	865
B	380
C	320
D	455



SLC560 Simple



SLC560 Economy



SLC560 General



SLC560 DELUXE

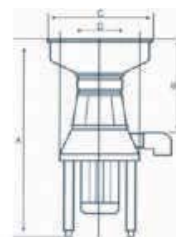
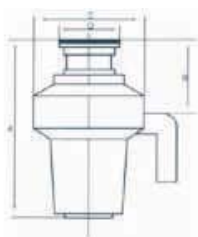
Specification

Food waste disposer is one of new products in kitchen in twenty-first century, which is installed under the outlet of kitchen sink. It can effectively grind all kinds of food waste such as bones of porker, chicken, egg shell, melon rinds, fruit pits, corn cores, tea, vegetable scraps, coffee grounds, wasted food, breads to tiny paste and pellets, then drained away through the pipeline, thus achieve the effects on cleaning the environment and eliminating peculiar smell etc. Product standard: IEC335-2-16

Typical Part Number:

Voltage: 110V/240V Frequency: 50/60Hz		SLC-560 (560W)			
MODEL		SIMPLE	ECONOMY	GENERAL	DELUXE
Plumb Easy Mounting System		✓	✓	✓	✓
Splash guard & Cover		✓	✓	✓	✓
Full stainless steel grinding components		✓	✓	✓	✓
motor		P.M.	P.M.	P.M.	P.M.
Washer connector					
Corrosion proof grinding-chamber		Medium	Medium	Large	Large
Sound Shell		No	Partial	Partial	Full
Overload protector		✓	✓	✓	✓
RPM		2600	2600	2600	2600
Power		3/4Hp	3/4Hp	3/4Hp	3/4Hp

Outline Drawing:



MM	SLC-560 (560W)			
MODEL	SIMPLE	ECONOMY	GENERAL	STANDARD
A	330	330	390	390
B	140	140	165	165
C	135	135	172	220
D	114	114	114	114